Diagnostic Kit for Antibody to Human Immunodeficiency Virus(HIV-1/2) in Saliva(Colloidal Gold)

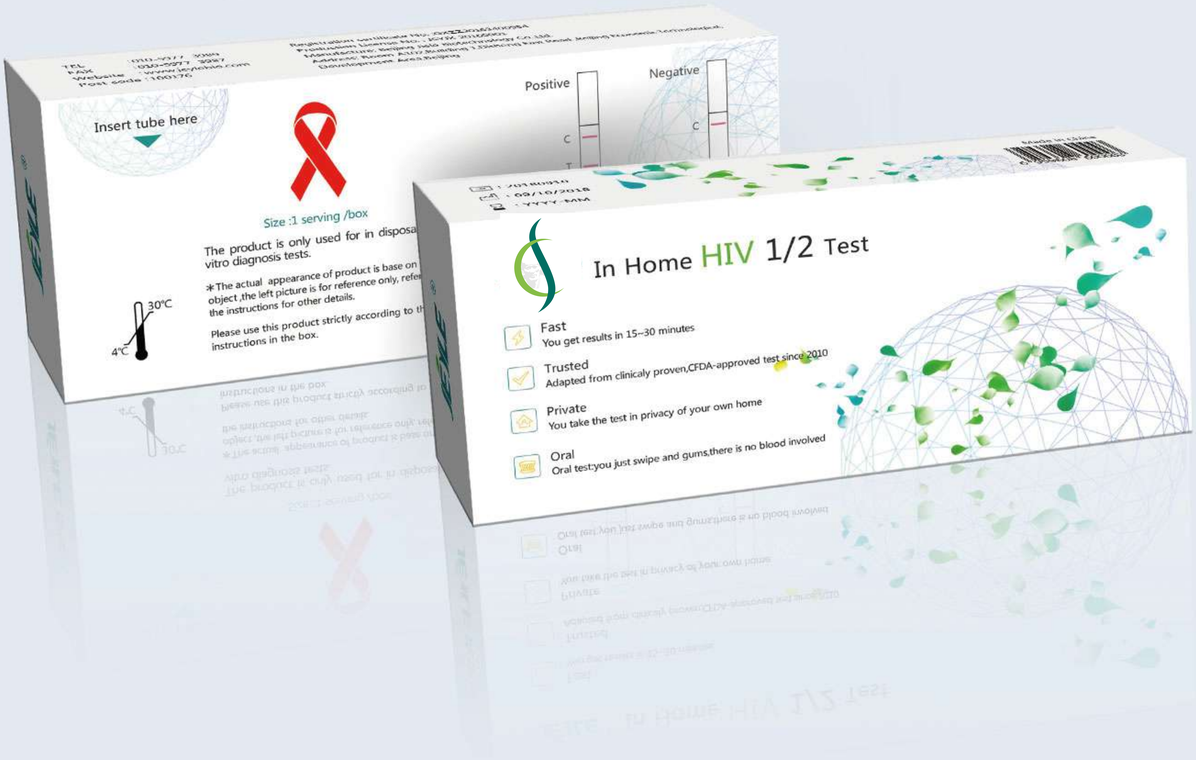

Fast

You get results in 15-30 minutes

Trusted

Adapted from clinicaly proven,CFDA -Approved test since 2010

Private

You take the test in privacy of your own home

Oral

Oral test: just swipe and gums,there is no blood involved

SAAI ELECTRO BIOGENIC INDIA PVT LTD

Always there for care

How Testing Work

1 Take out the tube and oral swab for use,and invert gently tube loaded three times before opening the tube.

2 Hold the swab,scrub along with superior gum line back and forth with swab,from one side of oral cavity to another side ,then scrub along with the superior gum line to the starting site(5-6seconds). Then turn the swab over,scrub with lower gum line repeat as done before.

3 Insert the swab into the tube immediately immerse the swab into the sample diluent,Make two sides of swab against the tube wall successively and scrap up and down for 6-8 times.

4 Take out the test strip from aluminium-foil bag(Note: Don't touch the middle of the strip),insert the test strip into the test tube at the allow-down direction.Please ensure that liquid does not exceed the low position of arrow in the color label.

5 After 15 minutes,the result will be appeared (Note:Time to read the result shall not exceed 30 minutes).



6 Positive:The both test line and C-line look like(left picture), the result is positive.
Negative:If only one red C-line appears in the test strip(left picture), the result is negative.

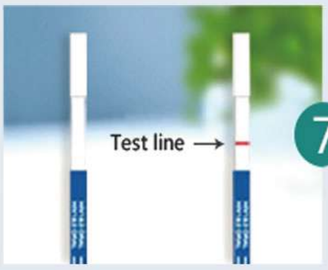

7 Null:If there is no red or only the T-line appearing(left picture), the test result is invalid.

SAAI ELECTRO BIOGENIC INDIA PVT LTD
Always there for care